



SIRIUS SOFT STARTER, SIZE S00, 6.5A,  
3KW/400V, 40 DEGREES, 200-480V AC,  
110-230V AC/DC, SCREW TERMINALS

**General details:**

<b>product brand name</b>		SIRIUS
<b>Product equipment</b>		
• integrated bridging contact system		Yes
• thyristors		Yes
<b>Product function</b>		
• intrinsic device protection		No
• motor overload protection		No
• evaluation of thermal resistor motor protection		No
• reset external		No
• adjustable current limitation		No
• inside-delta circuit		No
<b>Product component / outlet for enine brake</b>		No
<b>Item designation</b>		
• according to DIN EN 61346-2		Q
• according to DIN 40719 extendable after IEC 204-2 / according to IEC 750		G

**Power Electronics:**

<b>product designation</b>		soft starters for standard applications
Operating current		

• at 40 °C / rated value	A	6.5
• at 50 °C / rated value	A	6
• at 60 °C / rated value	A	5.5
<b>Emitted mechanical power / for three-phase servomotors</b>		
• at 230 V / at standard switching / at 40 °C		
• rated value	W	1,500
• at 400 V / at standard switching / at 40 °C		
• rated value	W	3,000
<b>yielded mechanical performance (hp) / for three-phase squirrel cage motors / at 200/208 V / at standard circuit / at 50 °C / rated value</b>	hp	1
<b>Operating frequency</b>		
• rated value	Hz	50 ... 60
<b>Relative negative tolerance / of the operating frequency</b>	%	-10
<b>Relative positive tolerance / of the operating frequency</b>	%	10
<b>Operating voltage / with standard circuit / rated value</b>	V	200 ... 480
<b>Relative negative tolerance / of the operating voltage / with standard circuit</b>	%	-15
<b>Relative positive tolerance / of the operating voltage / with standard circuit</b>	%	10
<b>Minimum load in % of I<sub>M</sub></b>	%	10
<b>Continuous operating current in % of I<sub>e</sub> / at 40°C</b>	%	115
<b>Active power loss / at operating current / at 40°C / during operating phase / typical</b>	W	0.5

#### Control electronics:

<b>Type of voltage / of the controlled supply voltage</b>		AC/DC
<b>Control supply voltage frequency / 1 / rated value</b>	Hz	50
<b>Control supply voltage frequency / 2 / rated value</b>	Hz	60
<b>Relative negative tolerance / of the control supply voltage frequency</b>	%	-10
<b>Relative positive tolerance / of the control supply voltage frequency</b>	%	10
<b>Control supply voltage / 1 / at 50 Hz / for AC</b>	V	110 ... 230
<b>Control supply voltage / 1 / at 60 Hz / for AC</b>	V	110 ... 230
<b>Relative negative tolerance / of the control supply voltage / at 60 Hz / for AC</b>	%	-20
<b>Relative positive tolerance / of the control supply voltage / at 60 Hz / for AC</b>	%	20
<b>Control supply voltage / 1 / for DC</b>	V	110 ... 230
<b>Relative negative tolerance / of the control supply voltage / for DC</b>	%	-20

<b>Relative positive tolerance / of the control supply voltage / for DC</b>	%	20
<b>Type of display / for fault signal</b>		red

#### Mechanical design:

<b>Size of the engine control device</b>		S00
<b>Width</b>	mm	45
<b>Height</b>	mm	95
<b>Depth</b>	mm	150
<b>Type of mounting</b>		screw and snap-on mounting
<b>mounting position</b>		With vertical mounting surface +/-10° rotatable, with vertical mounting surface +/- 10° tiltable to the front and back
<b>Distance, to be maintained, to the ranks assembly</b>		
• upwards	mm	60
• sideways	mm	15
• downwards	mm	40
<b>Altitude of installation site / at a height over sea level</b>	m	5,000
<b>Cable length / maximum</b>	m	300
<b>Number of poles / for main current circuit</b>		3


#### Electrical connections:

<b>Design of the electrical connection</b>		
• for main current circuit		screw-type terminals
• for auxiliary and control current circuit		screw-type terminals
<b>Number of NC contacts / for auxiliary contacts</b>		0
<b>Number of NO contacts / for auxiliary contacts</b>		1
<b>Number of change-over switches / for auxiliary contacts</b>		0
<b>Type of the connectable conductor cross-section / for main contacts / for box terminal / when using the front clamping point</b>		
• solid		2x (1 ... 2.5 mm <sup>2</sup> ), 2x (2.5 ... 6 mm <sup>2</sup> )
• finely stranded / with conductor end processing		2x (1.5 ... 2.5 mm <sup>2</sup> ), 2x (2.5 ... 6 mm <sup>2</sup> )
<b>Type of the connectable conductor cross-section / for AWG conductors / for main contacts / for box terminal</b>		
• when using the front c		2x (16 ... 10)
<b>Type of the connectable conductor cross-section</b>		
• for auxiliary contacts		
• solid		2x (0.5 ... 2.5 mm <sup>2</sup> )
• finely stranded / with conductor end processing		2x (0.5 ... 1.5 mm <sup>2</sup> )
• for AWG conductors / for auxiliary contacts		2x (20 ... 14)
• finely stranded / with wire end proc		2x (20 ... 16)

#### Ambient conditions:

<b>Ambient temperature</b>	• during operating	°C	-25 ... +60
	• during storage	°C	-40 ... +80
<b>Derating temperature</b>		°C	40
<b>Protection class IP</b>			IP20

#### Certificates/approvals:

General Product Approval		EMC		Test Certificates
				
CCC	CSA	GOST	UL	C-TICK

[Type Test Certificates/Test Report](#)

other

[Declaration of Conformity](#)

[other](#)

[Environmental Confirmations](#)

#### UL/CSA ratings

##### yielded mechanical performance (hp) / for three-phase squirrel cage motors

- at 220/230 V / at standard circuit
  - at 50 °C / rated value
- at 460/480 V / at standard circuit
  - at 50 °C / rated value

hp	1
hp	3

#### Further information:

##### Information- and Downloadcenter (Catalogs, Brochures,...)

<http://www.siemens.com/industrial-controls/catalogs>

##### Industry Mall (Online ordering system)

<http://www.siemens.com/industrial-controls/mall>

##### CAX-Online-Generator

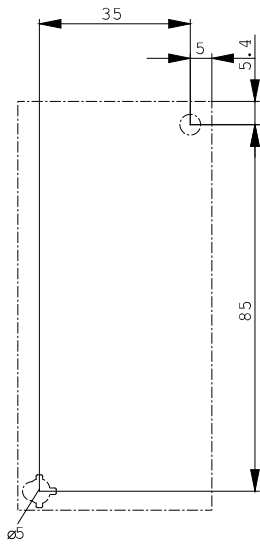
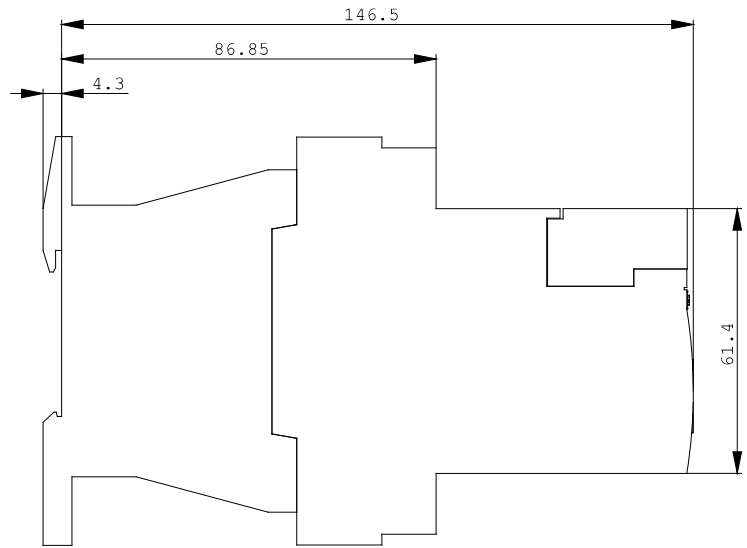
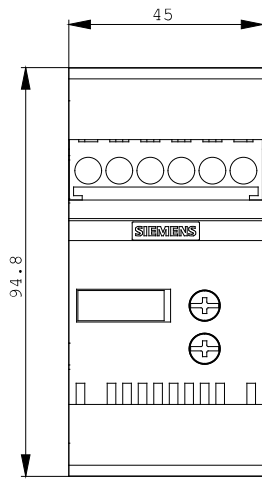
<http://www.siemens.com/cax>

##### Service&Support (Manuals, Certificates, Characteristics, FAQs,...)

<http://support.automation.siemens.com/WW/view/en/3RW3014-1BB14/all>

##### Image database (product images, 2D dimension drawings, 3D models, device circuit diagrams, ...)

[http://www.automation.siemens.com/bilddb/cax\\_en.aspx?mlfb=3RW3014-1BB14](http://www.automation.siemens.com/bilddb/cax_en.aspx?mlfb=3RW3014-1BB14)



last change:

May 14, 2012